



New Parent Guide to Firefly

Firefly is the Wimbledon High School portal for girls, parents and staff. This guide aims to help new parents set up their Firefly logon for Wimbledon High for the first time and show some of the features and communications you will receive.

Please note that you will not be able to create your Firefly logon until your daughter has been formally enrolled in the school on her first day – so Firefly will be available to you from the second day of the school year.

Contents

Part 1: Logging in to Firefly for the first time.....	2
Part 2: Your dashboard	5
Part 3: Your daughter's profile page	6
Part 4: School calendar	8
Part 5: Using the Calendar on an iPhone	9

Part 1: Logging in to Firefly for the first time

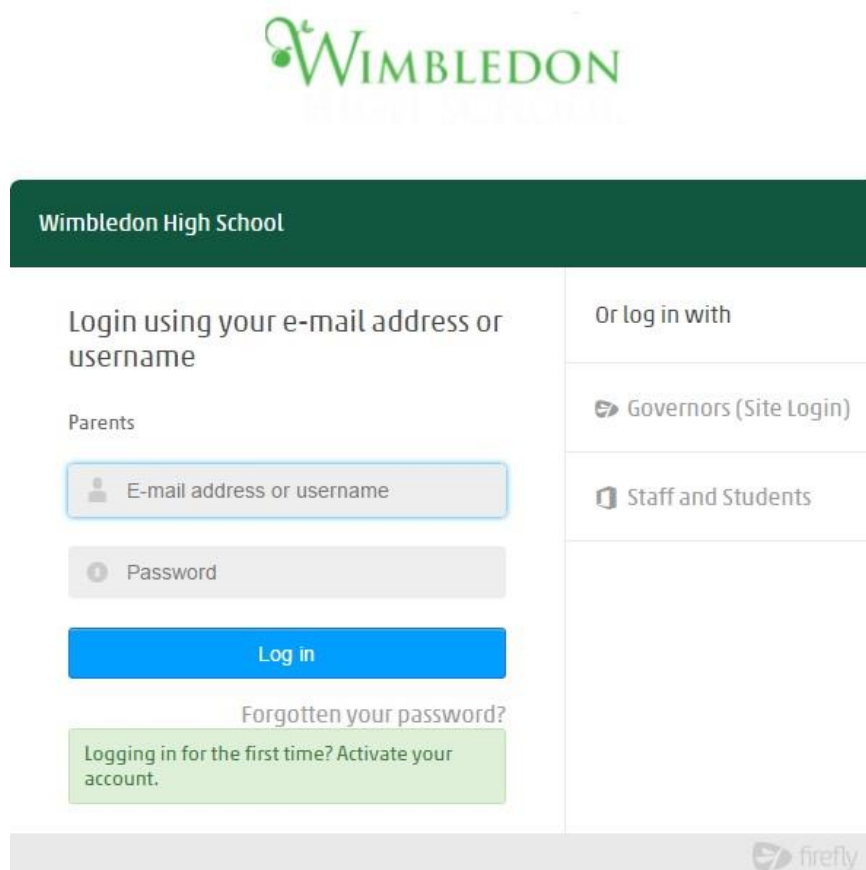
Using the Firefly Parent Portal, you will be able to see up-to-date information about your child (or children) and also be kept informed of relevant school information

1. Go to parent portal address

In your browser (on any device, PC, Mac, iPhone, iPad, Android etc), go to the parent portal address: <https://whs.fireflycloud.net>

2. Choose 'Activate your account' link

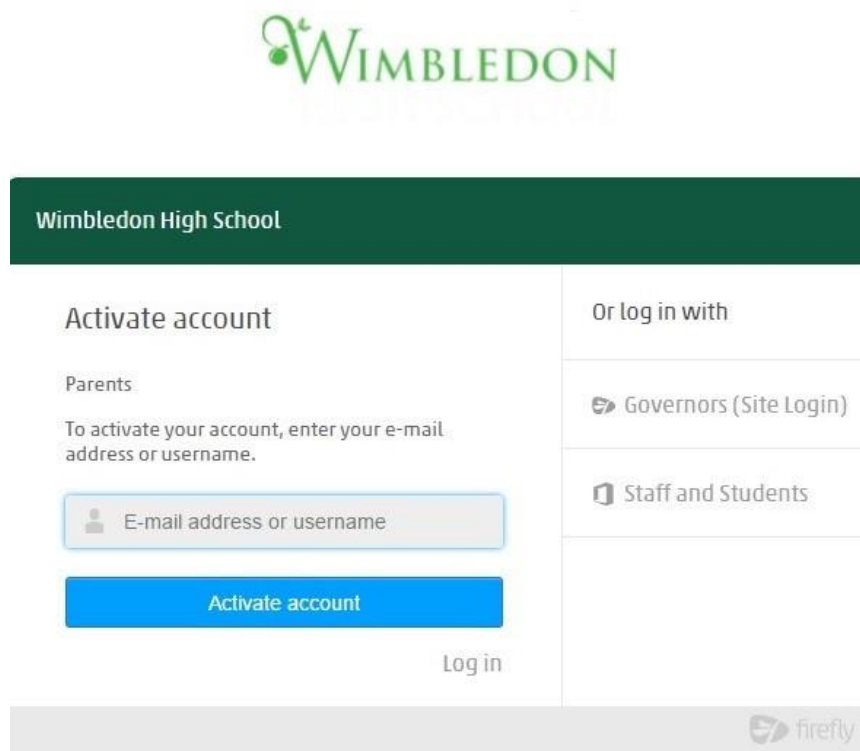
You will only need to do this the first time that you log in.



The screenshot shows the Wimbledon High School Firefly Parent Portal login interface. At the top is the Wimbledon High School logo. Below it is a dark green header bar with the text "Wimbledon High School". The main content area is divided into two columns. The left column is for "Parents" and contains the text "Login using your e-mail address or username". Below this are two input fields: "E-mail address or username" and "Password". A blue "Log in" button is below the password field. Below the button is a link "Forgotten your password?". At the bottom of the left column is a green box with the text "Logging in for the first time? Activate your account." The right column is titled "Or log in with" and contains two links: "Governors (Site Login)" and "Staff and Students". At the bottom right of the page is the Firefly logo.

3. Enter your email address

On the next screen, enter the email address that the school already holds on record for you, and click 'Activate account'. This will be the email address that you received these Firefly instructions on.



The screenshot shows the Wimbledon High School parent portal. At the top is the school's logo. Below it is a dark green header with the text "Wimbledon High School". The main content area is divided into two columns. The left column is titled "Activate account" and is for "Parents". It contains the instruction "To activate your account, enter your e-mail address or username." followed by a text input field with a user icon and the placeholder "E-mail address or username". Below the input field is a blue "Activate account" button. A "Log in" link is positioned below the button. The right column is titled "Or log in with" and contains two options: "Governors (Site Login)" with a key icon and "Staff and Students" with a person icon. At the bottom right of the page is the Firefly logo.

5. Check your email

Check your mailbox!

An e-mail with details of how to access your account has been sent to your registered address.

The parent portal will then send you an email. Please check your junk filters if you do not receive the email.

6. Click the link that appears in your email

Hi Paul Parent

To access your new account and set a password, please use the link below:

[Activate account](#)

7. Create and confirm a password

The password is one of your own choosing. You can reset it or change it at any time using the forgotten password link on the log in screen.

8. Choose Activate Account

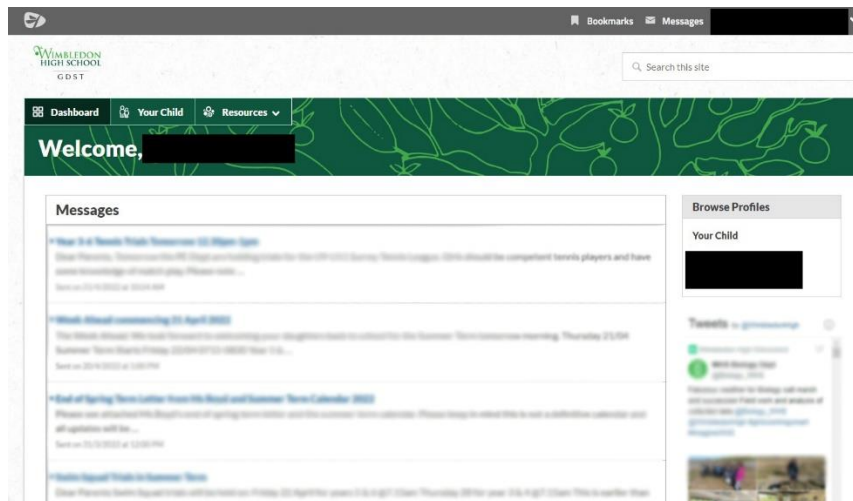
You will now be logged on to the parent portal. The next time you log on with your parent account, simply use your email and the new password you have just created.

Part 2: Your dashboard

When you first log on to Firefly you land on your parent dashboard.

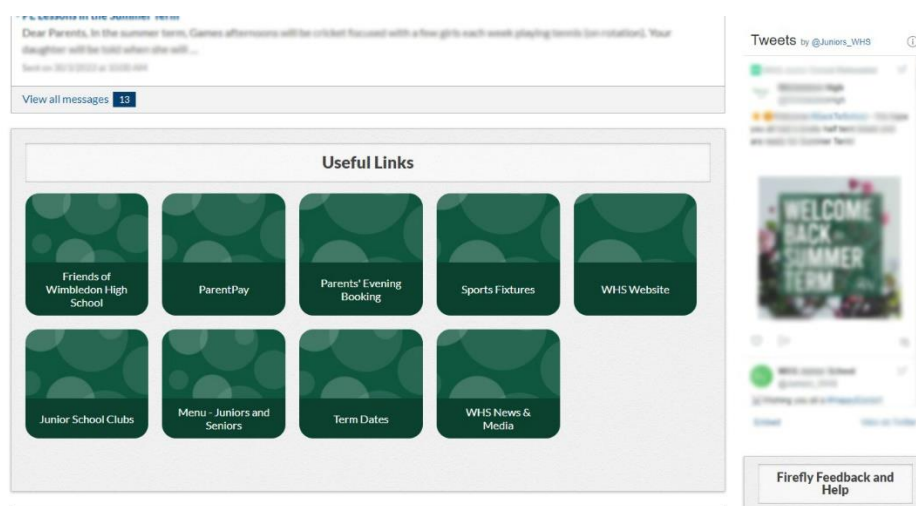
Here you will find

- Your SchoolPost messages – these arrive in your email inbox and can also be viewed here in Firefly
- A link to your child's profile
- A search bar, where you can search the whole Firefly site
- The school Twitter feeds



Links to useful features, including

- Parentpay, for money for snacks, trips, tickets and so on
- Parents Evening bookings
- SOCS for Sports Fixture



The School calendar

April 2022						
Mon 18	Tue 19	Wed 20	Thu 21	Fri 22	Sat 23	Sun 24
			Year 6 Resilient Canalside - Senior 9pm - 10.30 NCL	Year 6 Resilient 11.15 Playhouse - Workshop Alison - Resilient 10.30pm - 11.30pm 10.30pm - 11.30pm		
Mon 25	Tue 26	Wed 27	Thu 28	Fri 29	Sat 30	
Year 6 Resilient Alison - Resilient	Year 6 Resilient Alison - Resilient	Year 6 Resilient Alison - Resilient	Year 6 Resilient Alison - Resilient	Year 6 Resilient Alison - Resilient		
	Year 2 ESR Exams (English Speaking) Board Reading Orchard	Year 2 ESR Exams (English Speaking) Board Reading Orchard	Year 2 ESR Exams (English Speaking) Board Reading Orchard	Year 2 ESR Exams (English Speaking) Board Reading Orchard		
	17.30 - 18.30 Public Talk - 18.30 Alison NCL	17.30 - 18.30 Dr Alison Wilson - 18.30 Queen Mary University Talk - 18.30 NCL	17.30 - 18.30 Canalside - Senior 9pm - 10.30 NCL	17.30 - 18.30 Forthright Quiz Night - 18.30 Senior Hall		

[See more events](#)

To view a filtered calendar for your child's year group, click 'see more events', then use the filters to select 'whole school', then your child's section and year group.

- Links to our publications
- A form to update or change your contact details

Raising our voices

Unconquered Peaks

WimTeach & WimLearn

GROW

Your Contact Details

Home

Work

Change contact details

Part 3: Your daughter's profile page

Firefly gives you access to relevant information about your child's learning and school life. You will see details of your daughter's attendance, House Points, School Reports and Timetable.

You can access your daughter's profile by clicking on her name on the right hand side of the dashboard.

Your daughter's profile is only visible to you, your daughter and members of the school staff.

Here you will find

Key information – your daughter's classes and teachers.

Attendance data – click 'see more' for more details.

Behaviour data – click 'see more' for more details.

Profile: [Redacted]

Control how much information people can see on each others' profiles
As an administrator, you can use Profile permissions to control how much information people see on each others' profiles.

Profile: [Redacted]

Key Facts

Teachers [Redacted]
Parent [Redacted]
Groups [Redacted]

More Information

- Personal pages
- Manage Documents

Attendance

Summary from 01/08/2021 to date

88.2% PRESENT, 0.4% LATE, 11.4% ABSENT: AUTHORISED, 0% ABSENT: UNAUTHORISED

[See more attendance information](#)

Behaviour

Summary from 01/08/2021 to date

Achievement

CLASSWORK EFFORT 2	HOMEWORK EFFORT 7	GREAT CONTRIBUTION IN CLASS 8	EXCELLENT ACHIEVEMENT 5
MODEL BEHAVIOUR (ARCHIVED) 3	GROW POINT 1		

This week

No behaviour events this week

Last week

No behaviour events this week

[See more behaviour data](#)

Written reports and grade sheets are also found here. Click View Document to read them, and 'See more' for older reports.

Documents	
Yr11 Progress Report Spring 2022 Published 14th March 2022	View Document
Full Report Autumn 2021 Published 1st December 2021	View Document
Yr10 Report Summer 2021 Published 7th July 2021	View Document
Yr10 Progress Report Spring 2021 Published 10th March 2021	View Document
R&R Review Yr10 Autumn 2020 Published 26th November 2020	View Document

[See More Reports and Documents >](#)

Your daughter's timetable.

Timetable					
	Monday	Tuesday	Wednesday	Thursday	Friday
9:00 - 9:40	Phys Miss H Sinclair	Comp Sci Mr I Richardson	History Ms H Beckwith	Comp Sci Mr I Richardson	Games Miss A Cutteridge
9:45 - 10:25	Phys Miss H Sinclair	Comp Sci Mr I Richardson	History Ms H Beckwith	Comp Sci Mr I Richardson	Games Miss A Cutteridge
10:45 - 11:25	History Ms H Beckwith	Maths Mrs C Duncan	French Mrs A Treseder	Phys Miss H Sinclair	Maths Mrs C Duncan
11:30 - 12:10	History Ms H Beckwith	Maths Mrs C Duncan	French Mrs A Treseder	Phys Miss H Sinclair	Maths Mrs C Duncan
12:15 - 12:55	French Mrs A Treseder	English Mrs L Flaherty	PSHE Ms D McDowell	Chemistry Ms M Nicholas	Geography Dr. S Harel
12:55 - 14:35					
14:35 - 15:15	Chemistry Ms M Nicholas	Geography Dr. S Harel	English Mrs L Flaherty	Partnership Sets Mr V Sajadah	English Mrs L Flaherty
15:20 - 16:00	Chemistry Ms M Nicholas	Geography Dr. S Harel	English Mrs L Flaherty	Partnership Sets Mr V Sajadah	English Mrs L Flaherty

Part 4: School calendar

In addition to the calendar on the school website, you can see upcoming events in the school calendar via Firefly.

It is important to note that we use <http://www.wimbledonhighsports.com> for all sports fixtures. This is accessible from the link on the dashboard or the school website. You can download a link onto your phone homescreen for easy access to information about matches.

You are able to customise the calendar and subscribe on your personal device (iPhone, iPad, Android, PC or Mac) to those events that are appropriate to you. The instructions on how to do this follow.

Click on **'See more events'** below the calendar on your dashboard.

You will now be taken to a month view of the school calendar. On the left hand side you will see a list of categories. There is one for each year group in the school, one each for Senior and Junior and finally a Whole School category.

April 2022

View: List Grid Display: Day Week Month

Hide Categories

- ☒ Junior School
- ☒ Leavers
- ☒ Reception
- ☒ Red category
- ☒ Senior School
- ☒ Year 01
- ☒ Year 02
- ☒ Year 03
- ☒ Year 04
- ☒ Year 05
- ☒ Year 06
- ☒ Year 07
- ☒ Year 08
- ☒ Year 10
- ☒ Year 11
- ☒ Year 12
- ☒ Year 13

Refresh Calendar

6

Subscribe | Download

If your daughter was in Year 7, you would pick: Whole School, Senior School and Year 7. Once you have done this click on the refresh calendar view. You will now see only the calendar events that are appropriate to you.

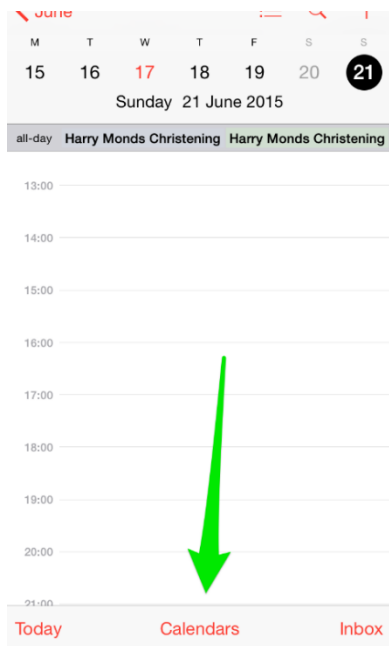
Finally click on the 'Subscribe' link just below the calendar.

You will now have access to a live view of the school calendar that is updated as we make changes to the calendar.

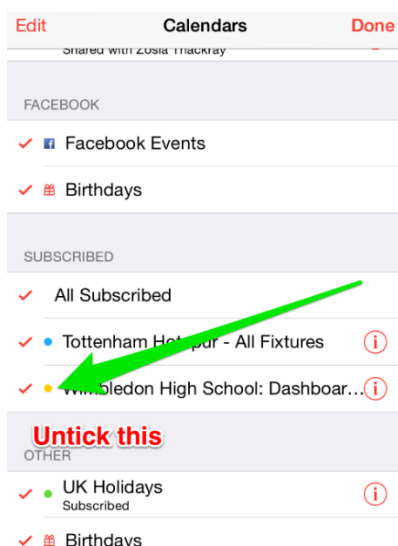
Part 5: Using the Calendar on an iPhone

If you have subscribed on your iPhone there are two options. The first is to only see the calendar when you want to and the second is to remove it.

You can hide the calendar from your normal view, which you do by clicking on 'Calendars' at the bottom of the calendar app.



Then you will see your list of calendars. One of the options will be 'Wimbledon High School: Parents'



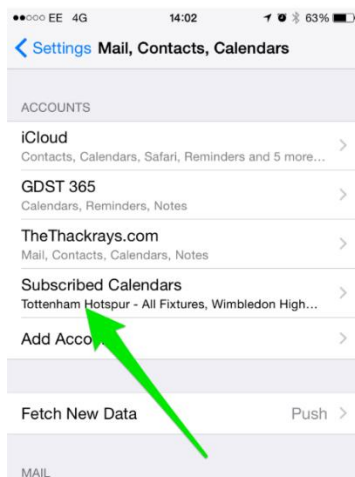
If you untick this you will not see the school calendar by default but can have a look whenever you want by doing this again.

If you would like to remove the subscribed calendar completely.

Click on 'Mail, Contacts, Calendars' in the Settings app.



Then click on 'Subscribed Calendars'



You can then delete the 'Wimbledon High School: Parent' subscription by clicking on 'Delete Account'

